



 **streetscape**
products & services Ltd.

PRODUCT RANGE

WWW.STREETSCAPE-PRODUCTS.CO.UK

WWW.OUTDOORFITNESSPRODUCTS.CO.UK

WELCOME

Welcome to Streetscape Products – a family company based in Selby, North Yorkshire designing, manufacturing and installing outdoor play facilities with over 35 years experience in the play industry.

We offer a wide range of outdoor playground equipment in both Timber and Steel with our expertise extending to outdoor fitness equipment, multi-use games areas and safety surfacing, as well as ancillary items such as outdoor furniture and fencing.

Supplying to local authorities, architects, schools, builders, holiday and leisure parks and the community, we have a range of products to cater for all ages and settings.

We work closely with all of our customers to ensure that all requirements are completed and the finished scheme meets your exact specifications. All of our play equipment is designed, manufactured and installed to meet European Safety Standards BS EN 1176.

Our range of fitness equipment is manufactured to the recommendations of EN16630 and has been individually tested to the TUV Standard (55012A:2010). Used in the market since 2004, since that date over 50000 pieces have been supplied on more than 10000 sites in over 50 countries on 5 different continents.

This brochure will provide an insight into our commitment to both quality and customer satisfaction, we look forward to being of Service.
















Philip S. Day
Managing Director.





SYMBOLS

Each individual product promotes various play activities. The following range of symbols will help identify the differing activities each product will provide the user.

-  DDA Friendly
-  Age Range
-  Balance
-  Social
-  Climbing
-  Swinging
-  Sliding
-  Rotating
-  Jumping
-  Well Being
-  Imagination
-  Rocking
-  Tactile
-  No. of Exercises - Fitness
-  No. of Users - Fitness

CONTENTS

Welcome to Streetscape Products – a family company based in Selby, North Yorkshire designing, manufacturing and installing outdoor play facilities with over 35 years experience in the play industry.

We offer a wide range of outdoor playground equipment in both Timber and Steel with our expertise extending to outdoor fitness equipment, multi-use games areas and safety surfacing, as well as ancillary items such as outdoor furniture and fencing.

Supplying to local authorities, architects, schools, builders, holiday and leisure parks and the community, we have a range of products to cater for all ages and settings. We work closely with all of our customers to ensure that all requirements are completed and the finished scheme meets your exact specifications. All of our play equipment is designed, manufactured and installed to meet European Safety Standards BS EN 1176.

Our range of fitness equipment is manufactured to the recommendations of EN16630 and has been individually tested to the TUV Standard (55012A:2010). Used in the market since 2004, since that date over 50000 pieces have been supplied on more than 10000 sites in over 50 countries.

Our range of fitness equipment is designed, manufactured and installed to meet European Safety Standards BS EN 1176.

Our range of fitness equipment is manufactured to the recomme

Welcome to Streetscape Products – a family company based in Selby, North Yorkshire designing, manufacturing and installing outdoor play facilities with over 35 years experience in the play industry.

We offer a wide range of outdoor playground equipment in both Timber and Steel with our expertise extending to outdoor fitness equipment, multi-use games areas and safety surfacing, as well as ancillary items such as outdoor furniture and fencing.

Supplying to local authorities, architects, schools, builders, holiday and leisure parks and the community, we have a range of products to cater for all ages and settings. We work closely with all of our customers to ensure that all requirements are completed and the finished scheme meets your exact specifications. All of

TECHNICAL

You will find basic technical information under each product. For more detailed information including installation instructions and guarantees, contact our head office.

DESIGN PROCESS

Designing and manufacturing in the UK enables a bespoke service to be offered and special commissions to be undertaken. Our 'hands on' approach and significant understanding of the play industry coupled with the customers ideas and needs helps create the perfect playground.

Our in-house design team have the experience and creativity to guarantee the ideal project. When designing playgrounds, we are aware of the range of requirements involved that includes budget limitations through to individual opportunities and constraints any site presents; from initial concept to final implementations, we consider all issues.

Playgrounds need to meet the needs of the community and the children, but also need to integrate with the local environment. Our design and sales team are able to optimise the various elements of your play areas, including the choice and layout of the play equipment, the use of colour and the incorporation of natural and landscaped features, according to the ages and abilities of the young people who will play there. We can also work with you to create bespoke designs, from Multiplay Units through to equipment that is inclusive for all.

Once the design and layout is complete, our Area Managers will present our detailed playground quotation along with guarantees and the relevant play equipment and safer surfacing test certificates. Should it be required, our Area Managers are happy to present your scheme to a group of people, at a convenient time for yourselves, where questions can be answered and the design discussed. Your design will be held on our system, enabling us to amend should you wish to make any alterations. We are happy to present revised playground designs until you are completely satisfied with the playground scheme.

The exciting part can then take place; the finalised design can be installed!

The co-ordination of your playground installation will be overseen by one of our dedicated installation co-ordinators and the Area Manager who will provide accurate and timely details on how your order is progressing from start to finish. Our fully trained Playground Installation Teams ensure that your playground will be installed to BS EN 1176 – working with comprehensive plans, instructions and site briefs and to the requirements of the Health and Safety at Work Act.

Your experience with Streetscape does not stop with the completion of the installation. To ensure your play area stays in condition, we offer an inspection service whereby our fully trained Inspection Engineers will inspect playgrounds and produce written reports, Risk Assessments and DDA audits for customers. Should you require a spare or a repair, many of our standard items are available from stock.



CASE STUDY

ROSEDOWN PARK

Following an initial tender process, Streetscape were asked to supply to recreational areas on behalf of a National Housing Developer.

Having firstly designed and installed a LEAP area, Streetscape created a NEAP open space catering for an older age range at the same development.

The LEAP proved to be extremely popular with the younger age group, so catering for the older ages allowed for new ideas and experiences.

Many challenges were faced along the way, which were successfully overcome. Streetscape worked alongside other contractors and the 'beast from the east' whose inclement weather was even more challenging than the usual.

Flexibility in adjusting starting dates and liaising with landscape contractors, ensured that whatever the weather, the project was completed to a high standard creating a unique open space which included new linked pathways and landscaped areas to appeal to the local community.



CASE STUDY

GRANGE PARK

“NEVER accept anything that isn’t good enough for you and your children”.

Those were the words of mum-of-three Rachael Robinson as she was joined by around 1,000 villagers to celebrate the official opening of the new play area in Grange Park. Rachael, who is also a local parish councillor, was the driving force behind a community fundraising campaign to turn the dream of a new, inclusive play area, into reality. Rachael was inspired by her son Hugo who originally asked in January 2016 for a new playground. Hugo, then aged 3 asked for a new play park which gave Rachael the drive to put it into place. Rachael received over 200 letters of support from the community and discovered there was a family in the village that could not access the playground because one of their children, Enid is a wheelchair user.

Consultation events were carried out at all local schools and nurseries with children given their say in what equipment would be in their playground. Pictures of equipment were sent in and the children placed a sticker on what they would like.

Streetscape were the successful tenderer for the project and set about the task of creating an exciting and inclusive play area.

A fantastic project for Streetscape to be involved with, the new and exciting play area really does offer something for everyone with a wide range of Inclusive Play items fully accessible in all weather!



VIEW THIS SITE ON



PLAY EQUIPMENT

STEEL

Sturdy Swings | Sturdy Towers | Tribox Towers


Sturdy Play (Roundabouts/Rotators/See Saws/Slides/Aerial Runways/Trampolines)

Tribox Play (Springers/See Saws/Slides/Climbers/Play Houses/Harvester)

Cone Climbers | Activity Nets | Teen Shelters




STURDY SWINGS



Single Seat Sturdy Swing - Toddler
[SS18-1] 1.8m high SS: 12m²/FFH 1.2m



Two Seat Sturdy Swing - Toddler
[SS18-2] 1.8m high SS: 18m²/FFH 1.2m



Three Seat Sturdy Swing - Toddler
[SS18-3] 1.8m high SS: 24m²/FFH 1.2m



Two Seat Sturdy Swing - Junior
[SS24-2] SS: 21m²/FFH 1.5m



Four Seat Sturdy Swing - Toddler
[SS18-4] 1.8m high SS: 36m²/FFH 1.2m



Three Seat Sturdy Swing - Junior
[SS24-3] SS: 27m²/FFH 1.5m




Single Seat Sturdy Swing - Junior
[SS24-1] 2.4m high SS: 14m²/FFH 1.5m




Four Seat Sturdy Swing - Junior
[SS24-4] SS: 42m²/FFH 1.5m


The traditional swing remains an extremely popular item in all play areas. Our Sturdy Swing provides all the classic characteristics, being easy to maintain, durable and very cost effective while offering enjoyment and fun to a wide age range. All of our Sturdy Swings and be painted to a colour of your choice.



Inclusive Basket Swing
[SS24-BN] SS: 30m²/FFH: 1.5m



Cantilever Basket Swing
[ECS5] SS: 49m²/FFH 1.6m



Sturdy Swing Barrier
[SS-SB] SS: 18m² / FFH: 1.2m




Inclusive Basket Swing including flat and/or cradle seats
[SS24-BN2] SS: 42m²/FFH 1.5m

STURDY TOWERS

We have developed a small range of Tower units carefully designed to suit varying age ranges. Made from high quality mild steel and featuring Stainless Steel slides throughout, our Sturdy Towers are complete with aluminium gripper decks and polyethylene panels along with anti-vandal fixings throughout.



Sturdy Alpha, Double Tower & Slide
[STV02] SS: 29m² / FHF: 1m



Sturdy Echo, Double Tower & Slide
[STV03] SS: 33m² / FHF: 1m



Sturdy Foxtrot, Triple Tower & Slide
[STV04] SS: 37m² / FHF: 1m



Bowfell, Single Tower & Slide
[MO01] SS: 39m² / FHF: 2.3m



Criffel, Single Tower & Slide
[MO02] SS: 33m² / FHF: 1.7m



Fairfield, Double Tower & Slide
[MO04] SS: 44m² / FHF: 2.3m



Donard, Inclusive Double Tower & Slide
[MO05] SS: 46m² / FHF: 2.3m



Matterhorn, Inclusive Triple Tower & Slide
[MO011] SS: 61m² / FHF: 1m



Ben Lomond, Inclusive Triple Tower & Slide
[MO012] SS: 68m² / FHF: 1.8m



Sturdy Delta, Single Tower & Slide
[STV01] SS: 24m² / FHF: 1m



7-14 YRS
 Lunar Climbing Unit
 [SQ101] SS: 32m² / FHF: 2.5m




7-14 YRS
 Voyager Climbing Unit
 [SQ102] SS: 47m² / FHF: 2.5m



7-14 YRS
 Explorer Climbing Unit
 [SQ103] SS: 48m² / FHF: 2.5m



7-14 YRS
 Aqua Climbing Unit & Slide
 [SQ104] SS: 34m² / FHF: 2.5m



7-14 YRS
 Discovery Climbing Unit
 [SQ105] SS: 53m² / FHF: 2.5m



7-14 YRS
 Atlas Climbing Unit & Slide
 [SQ106] SS: 44m² / FHF: 2.5m



7-14 YRS
 Galaxy Climbing Unit & Slide
 [SQ107] SS: 40m² / FHF: 2.5m



7-14 YRS
 Spectrum Climbing Unit & Slide
 [SQ108] SS: 56m² / FHF: 2.5m

TRIBOX TOWERS

Our Tribox Towers integrate play, dexterity, balance, exercise and sociability, combined in a striking and very modern style that adapts perfectly to any current development project.


It's modular design allows it to offer successful play solutions for any playground and age group. Made with the highest quality materials: galvanised steel structures with thermo-hardened paint, high density polyethylene, polypropylene climbing nets with steel cores, tread areas with non-slip rubbercoated polyethylene.



Tribox For All Inclusive Multiplay [R4275] SS: 30m² / FHF: 1m



Twin Multiplay [R4289] SS: 27m² / FHF: 1m



Minidelta Multiplay [R4285] SS: 49m² / FHF: 0.9m



Tightrope Walker Multiplay [R4286] SS: 35m² / FHF: 1m



Spyder Multiplay, [R4293] SS: 45m² / FHF: 1.5m



Compact Multiplay [R4291] SS: 27m² / FHF: 1.3m



Spinning Multiplay [R4292] SS: 45m² / FHF: 1.5m



Rotator



Dangling Multiplay [R4294] SS: 55m² / FHF: 1.5m



Delta Multiplay [R4295] SS: 62m² / FHF: 1.5m

STURDY PLAY

Including modern and dynamic equipment, coupled with the playground favourites, our Sturdy Play range offers a variety of items from the traditional roundabout through to Trampolines and Overhead Rotators. The Inclusive Thunder Roundabout allows wheelchair access with additional space for three or four children.



Sturdy Inclusive Flying Saucer
[SR103/AP] 1030mm ø, SS: 20m²/FFH 1m




Disgo
[RHG02] 1200mm ø, SS: 31m²/FFH 0.6m




Thunder Inclusive Roundabout
[SR200] SS: 2000mm ø, SS: 30m²/FFH 0.8m



Talk Tubes
[ETTS1]




Natter Tubes
[ENT1]



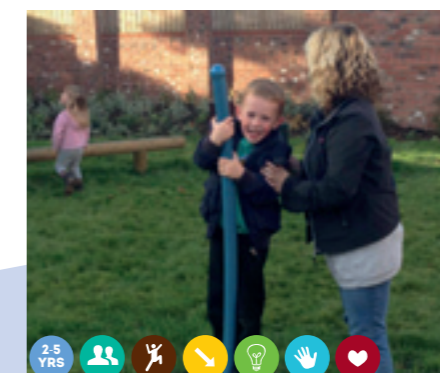
Sturdy Fizzer Roundabout [SR110]
1000mm ø, SS: 20m²/FFH 0.2m




Mini Roundabout, Steel [SR125]
1250mm ø, SS: 18m²/FFH 0.6m



Hurricane Roundabout [SR150]
500mm ø, SS: 25m²/FFH 0.6m



Sturdy Tricky Stick [SR040]
350mm ø, SS: 12m²/FFH 0.2m



Miniabout [RHG03]
SS: 12m² / FHF: 0.4m



Free Standing Toddler Slide [FS13]
1.3m high, SS: 22m² / FFH 1.3m



Free Standing Slide [FS17]
1.7m high, SS: 28m² / FFH 1.7m



Free Standing Slide [FS21]
2.1m high, SS: 34m² / FFH 2.1m



Vortex
[QU91] SS: 24m² / FHF: 0.5m




Whirlwind
[QU92] SS: 25m² / FHF: 0.5m



Comet See Saw
[QU81] SS: 17m² / FHF: 1.2m



Delta See Saw
[QU80] SS: 16m² / FHF: 1.2m



Sunken Trampoline [STRAM15]
1.5m x 1.5m, SS: 20m² / FFH 1m



Sunken Trampoline [STRAM20]
2m x 2m, SS: 21m² / FFH 1m



Aerial Runway Steel Ramp
[ARSR]



Delta See Saw
[QU80] SS: 16m² / FHF: 1.2m



TRIBOX PLAY


Offering a variety of equipment to excite and stimulate a wide range of children, the Tribox Play range includes traditional items such as Springers and See-Saws plus themed items such as the Harvester and Locomotive roleplay units.



Ghost Spring See-Saw
[R4608] SS: 12m²/FFH 0.5m



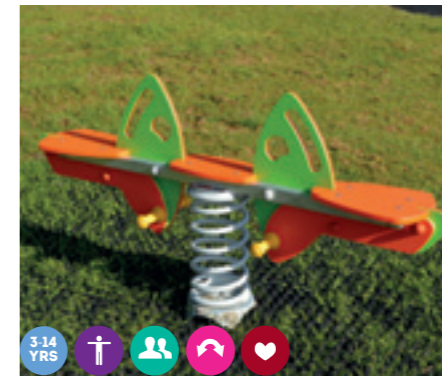
Inclusive Springer
[R4613] SS: 12.25m²/FFH 0.5m




Inclusive Snow Board
[R4614] SS: 18m²/FFH 0.5m



Surf Board and Maze Game
[R4700] SS: 7.5m²/FFH 0.3m



Double Lobe See-Saw
[R4683] SS: 12m²/FFH 0.6m



Triple Surf See-Saw
[R4710] SS: 11m²/FFH 1m



The Star
[R4725] SS: 9m²/FFH 0.5m




Elephant Slide
[R4815] 1m high, SS: 20m²/FFH 1m




Snail 3 way Springer
[R4616] SS: 16m²/FFH 0.5m




Inclusive Ladybug Springer
[R4617] SS: 18m²/FFH 0.5m



Inclusive Frog "Sit In" Springer
[R4640] SS: 10.5m²/FFH 0.5m



Dog "Sit On" Springer
[R4650] SS: 10.5m²/FFH 0.6m



Little Fish Springer
[R4665] SS: 3.5m²/FFH 0.5m



Little Sail Springer
[R4672] SS: 9m²/FFH 0.5m



Bubble Stand In See-Saw
[R4715] SS: 15m²/FFH 1m


ACTIVITY NETS & CONE CLIMBERS

Climbing has a positive influence on children's motor development. The setting needed for this special experience is provided by rope play equipment with climbing nets, which also meet the required safety standards.

With the climbing nets acting as safety nets, children can climb to greater heights. These ropes are especially appealing because they swing, bounce and vibrate, increasing the challenge of the climb.

All Activity Nets and Cone Climbers come in a multitude of sizes to suit the intended age group, with various rope colour options also available.

Our Cone Climbers also rotate 360 degrees offering added play value!



Rotating Cone Climber
[CC24] 2.4m high, SS: 38m²/FFH 1.6m



Single Space Net
[EQB03] 6m high, SS: 127m²/FFH 1.3m



Twin Space Net
[EQB05] 6m high, SS: 251m²/FFH 1.3m

Single Space Net
[EQB04] 4m high, SS: 81m²/FFH 1m

Twin Space Net
[EQB06] 4m high, SS: 129m²/FFH 1m



Rotating Cone Climber
[CC33] 3.3m high, SS: 49m²/FFH 2.2m

CASE STUDY

CLARENCE ROAD

Following various consultation events and tweaking of designs and layouts, Streetscape were delighted to be chosen as the preferred supplier to upgrade the Clarence Road Play Area.

Installation got underway before the summer holidays and was successfully completed in time. The new play area looks great and is now packed with exciting, dynamic equipment that will keep children active for many years.

Incorporated within the scheme are popular favourites such as the Inclusive Sturdy Basket Swing, Sturdy Disgo Raised Rotator and Vortex Overhead Rotator. The Dangling Multiplay Unit from our Tribox range offers a feature item that also includes a stand on rotator incorporated within the Unit. A bespoke embankment slide and the Alpine Climbing Hut completed the renovation.

“Streetscape are a delight to work with. Professional and efficient from the initial meeting and the new play area has exceeded our expectations – Thank You!”.



VIEW THIS SITE ON



PLAY EQUIPMENT

TIMBER

Timber Swings | Safalog Towers

Timber Play (See-Saws/Aerial Runways) | Chopstix

Themed Play (Play Boats/Manor Play Trains/Wigwam/Alpine Hut/Story Chairs)

Trim Trail (Individual Items/Packages)

Natural Play (Timber Blox/Fallen Tree Trunks/Embankment Slides)

Outdoor Classrooms and Bespoke Canopies




BOSWORTH



Timber Toddler Swing [ST18-2]
1.8m high, SS: 18m²/FFHn 1.2m



Timber Junior Swing [ST24-2]
2.4m high, SS: 21m²/FFH 1.5m



Timber Super Snake Group Swing [MSNAKE] SS: 85m²/FFH 1.5m

TIMBER SWINGS



We offer a selection of timber swings to cater for all age ranges from infants and early years, to older children... and adults!

With all of our timber swings a variety of swing seat types can be added with our Basket Swing always a popular choice.

Steel ground fixings can also be added to prolong the life of your timber swing.

ALL OUR SWING TYPES ARE AVAILABLE WITH A VARIETY OF SEATS: FLAT, CRADLE, INCLUSIVE, BASKET & THE "ME & YOU" SEAT

Timber Cantilever Swing [MGANG] SS: 60m²/FFH 1.5m



**STEEL SLEEVE
DETAIL
AVAILABLE**



Inclusive Timber Basket Swing [ST-NEST] 2.4m high, SS: 30m²/FFH 1.5m

SAFALOG® PLAY

Safalog® is a high quality, laminated, natural and recyclable split and crack resistant timber suitable for play areas and especially environmentally sensitive areas, which we utilise in our Safalog® Towers. As a result of the design, timber selection and manufacturing process Safalog® can withstand widely variable climatic changes unlike machine turned round log structurally stable materials.

Safalog® uses heartwood, which is over 70% of the whole volume of the tree. The heartwood is highly durable which when combined with ACQ (an arsenic and chrome free preservative) provides a timber product which will give a long life expectancy with very little maintenance.



Ash, Slide
[MPFT1] 1000mm high



Cherry, Slide
[MPFT4] 1100mm high



Chestnut, Slide
[MPFT12] 1000mm high



Oak, Slide / Firemans Pole
[MFPT3]



Elm, No Slide
[MPFT11]



Bosworth, with Traversing Wall
[MPLF26W]



Beech, Slide
[MT1] 600mm



Larch, Slide
[MT4] 600mm




Sycamore
[MT5]



Bosworth with Overhead Ladder
[MPLF26L] SS: 10.5m²/FFH 0.6m



Trafalgar
[MPLF31]



Hastings
[MPLF33]

CHOPSTIX

Our Chopstix climbers provide an innovative design replicating a natural yet challenging item that promotes physical development, tests balancing skills, and enhances social and motor skills.



SMALL Timber Climber
[CHOPSTIX3] SS: 26m²/FFH 1.5m



MEDIUM Timber Climber
[CHOPSTIX5] SS: 38m²/FFH 1.5m




MEZZO Timber Climber
[CHOPSTIX6] SS: 43m²/FFH 1.5m




LARGE Timber Climber
[CHOPSTIX7] SS: 46m²/FFH 1.5m



Aerial Runway
[MLF22] Timber 30m



Plum
[ORCH1]



Apple
[ORCH3]




Reef
[WATE2]



Macaw
[JUNG4]



Little Fish Springer
[R4665] SS: 3.5m²/FFH 0.5m



Little Sail Springer
[R4672] SS: 9m²/FFH 0.5m

THEMED PLAY

Themed play equipment allows children to play using their own imaginations, encouraging them to use this skill to socialise and be creative. From the Story telling chair to the Pirate Ship, you're sure to find the perfect item!same development.



Jubilee Playboat with Slide
[SPB190-2] SS: 60m²/FFH 1m



Kirkley Playboat with Slide
[SPB190] SS: 60m²/FFH 1m



Galleon Playboat with Slide
[FTG1] SS: 76m²/FFH 1m



Play Train
[NB17] SS: 21m²/FFH 0.6m



Small Play Boat
[NB15] SS: 20m²/FFH 0.6m




Manor Train [MTRN]
(1800mm long), SS:14m²/FFH 0.6m



Manor Train with Slide [MTS]
SS:18m²/FFH 0.6m



Locomotive
[R5000] SS:20m²/FFH 0.2m



Valetta Little Play House
[R5024] SS:16m²/FFH 0.2m



Harvester
[R5008] SS:26m²/FFH 0.6m


TRIM TRAIL



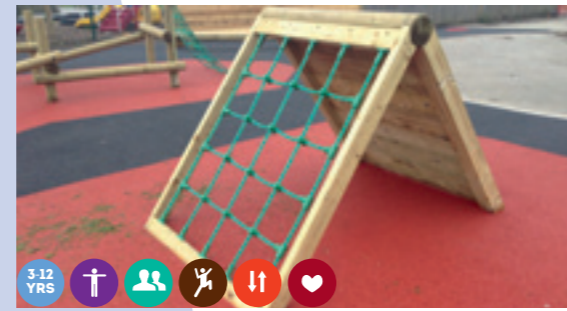
Butterfly Climber
[CLF1] SS: 34m²/FFH 2.0m



Raleigh Climber
[CLF2] SS: 36m²/FFH 1.8m



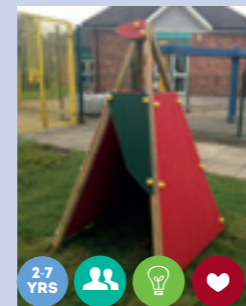
Columbus Climber
[CLF3] SS: 72m²/FFH 2.5m




A Frame Climber
[AFCT] SS: 22m²/FFH 1.2m



Alpine Climbing Hut
[ALPINE] SS: 25m²/FFH 1.5m



Wigwam Shelter
[WWCT]



Story Chair
[SCCT] SS: 10.5m²/FFH 0.5m



Timber Seats to accompany Story Chair
[SCCTS] SS: 9m²/FFH 0.5m

We offer a selection of combined trails which will challenge a child's balancing, climbing, dexterity and coordination skills whilst providing physical challenge.

Bespoke trails can be designed to encompass individual or site requirements, or produced from plans designed by youth councils or project teams.



SINGLE Balance Beam
[TT1A] SS: 8m²/FFH LOW

Pair of Balance Beams
[TT1] SS: 15m²/FFH LOW

Triple Balance Beams
[TT2] SS: 21m²/FFH LOW



Wobble Board
[TT6] SS: 17.5m²/FFH LOW



Tyre Hop Scotch
[TT3] SS: 13.5m²/FFH LOW



Stepping Stones (SET OF 5)
[TT4] SS: 9m²/FFH LOW



Glacier Net
[TT5] SS: 13.5m²/FFH LOW



Suspension Bridge
[TT7] SS: 15m²/FFH LOW



Mini Traverse
[TT8] SS: 20m²/FFH LOW



Tunnel Crawl
[TT9] SS: 12m²/FFH LOW



Chin Ups
[TT10] SS: 24m²/FFH 1.8m



Double Traversing Wall
[TT11] SS: 16m²/FFH LOW



Tyre Challenge
[TT21] SS: 16m²/FFH LOW



Combination Balance Traverse
[TT22] SS: 27m²/FFH LOW



Burma Bridge
[TT23] SS: 15m²/FFH LOW



Spring Board
[TT12] SS: 12m²/FFH LOW



Zig Zag Ropes
[TT13] SS: 16m²/FFH LOW



Track Crossing
[TT14] SS: 12m²/FFH LOW



Spring Pod
[TT24] SS: 7m²/FFH LOW



Stretch & Step (set of 6)
[TT25] SS: 15m²/FFH LOW



Net Bridge
[TT26] SS: 21m²/FFH LOW



Horizontal Ladder
[TT15] SS: 32m²/FFH 1.8m



Inclined Balance Walk
[TT16] SS: 15m²/FFH LOW



Parallel Bars
[TT17] SS: 20m²/FFH LOW



Twist Balance
[TT18] SS: 15m²/FFH LOW




Rolling Log
[TT19] SS: 12m²/FFH LOW



Stepping Snake
[TT20] SS: 24m²/FFH LOW



Clatter Bridge
[TT27] SS: 21m²/FFH LOW



Activity Centre
[CLF12] SS: 62m²/FFH 2.5m



Tunnel Net
[CLF13] SS: 32m²/FFH 1.4m



Hexagonal Climber
[CLF14] SS: 32m²/FFH 2.1m

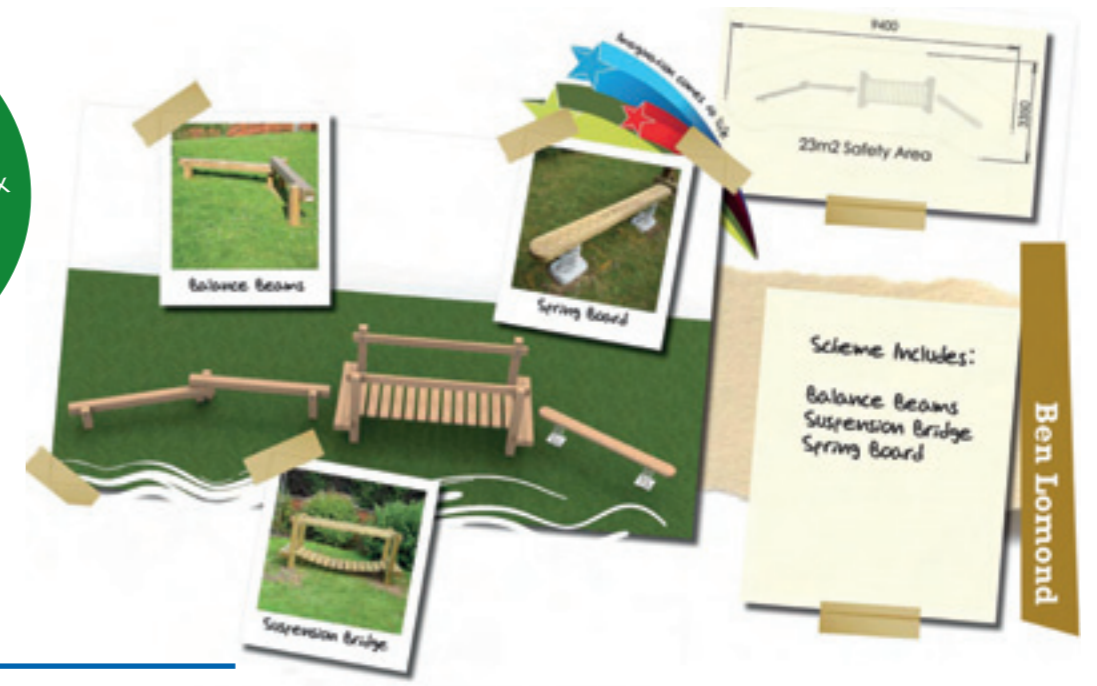


Low Level Activity Centre
[SCLF15] SS: 43m²/FFH 0.6m



Swinging Step Climber
[CLF9] SS: 51m²/FFH 2.1m

We're not precious about our bundles so if you would like to mix and match then please do



Ben Lomond Trail
[TRAIL A] SS: 23m²



talk to us today
01757 706607

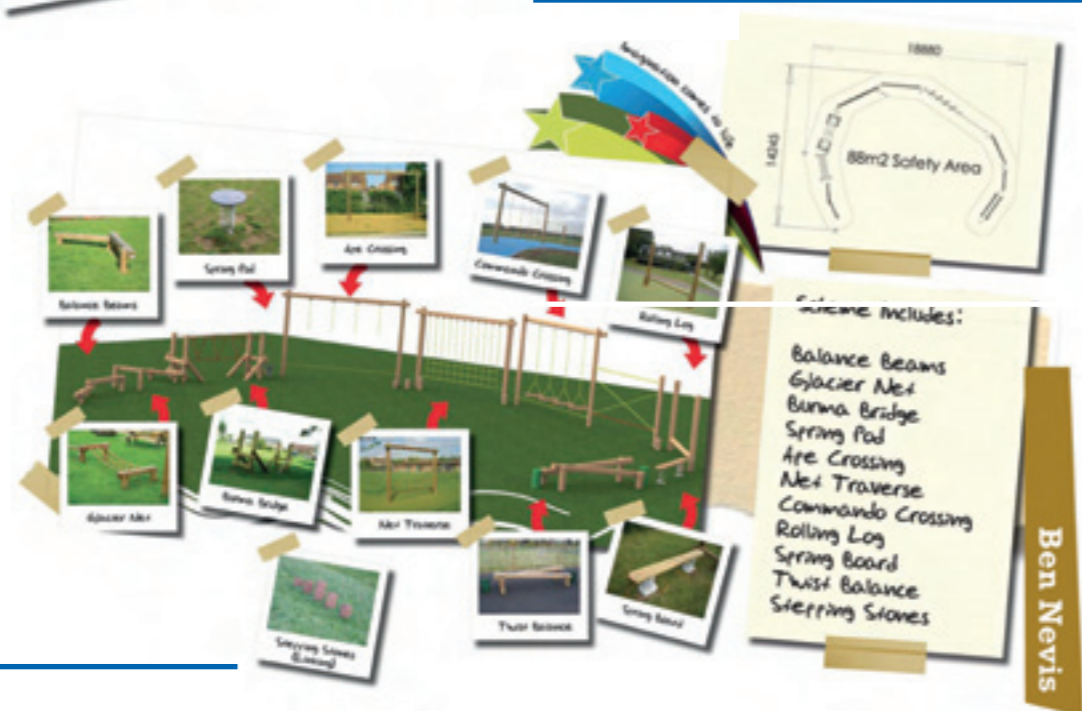
Ben Hee Trail
[TRAIL B] SS: 43m²



Ben Hope Trail
[TRAIL C] SS: 54m²

NATURAL PLAY

We're not precious about our bundles so if you would like to mix and match then please do




Natural play incorporates a number of elements enabling play areas to blend in with the natural surroundings. This includes items such as Embankment Slides, Fallen Trees and Timber Blox all of which allow children to experience sensory stimulation.



Fallen Tree Trunks



Timber Blox



Embankment Slide
[SSEMB1] single width, 1m high



Embankment Slide Pull Up Climber [SSPUC1] 1m high, 500mm wide, 2 timber uprights, 1 rope, timber treads



Embankment Slide
[SSEMB1.5] single width, 1.5m high



Embankment Slide Pull Up Climber [SSPUC1.5] 1.5m high, 500mm wide, 2 timber uprights, 1 rope, timber treads

talk to us today
01757

OUTDOOR CLASSROOMS

Our Timber Outdoor Classrooms provide an opportunity for every child to enjoy the learning process in a naturally outdoor friendly environment. These are available in three sizes, 3m, 4m and 5m and utilize the 125 x 125mm Safalog® laminated post. They can accommodate up to 30 children and are available with or without seating and sides.



Outdoor Classroom [\[RSHEL3-3\] 3m ø](#)

Outdoor Classroom [\[RSHEL3-4\] 4m ø](#)

Outdoor Classroom [\[RSHEL3-5\] 5m ø](#)

Outdoor Classroom [\[RSHEL3-6\] 6m ø](#)

BESPOKE TIMBER CANOPIES

Our Bespoke Timber Canopies offer endless opportunities to make use of even the most awkward of spaces. Our Surveyors can explain the working area of the canopy and how the design will be formed. The Structures are built from tanalised timbers throughout with the added option of the laminated Safalog® post which is one of the strongest options currently available.

The designs can incorporate decking, access ramps, balustrading and storage options. The roofing component is triple wall 16.5mm thick sheeting and can be either bronze or translucent finish. It offers protection from the sun's rays and blocks 99% of UV radiation.



Bespoke Timber Canopies
[\[BESPOKE\]](#)

CASE STUDY

ANSTY

The challenge for this project was to create a play area with a natural theme that will provide a safe environment for younger children within this new community. It also had to be exciting and appealing for the children whilst also providing a hub where parents & carers can socialise as they keep a watchful eye on their children.

Streetscape were chosen after showing a greater understanding of the client's needs and a very competitive bid and, after several discussions and meetings with the local authority, work commenced on the site.

The programme was tight and a high level of co-ordination was required with the site manager as several trades were present on a day-to-day basis. Despite some challenging weather (to be expected in the UK) the site was brought in on budget and within the timescales agreed.

The end result is a fantastic open space with provision for a wide range of ages and abilities that will provide endless hours of entertainment for those living within the area.



OUTDOOR FITNESS

Warrior | Steel | Young at Heart | Timber



visit our dedicated fitness website
www.ofp.co.uk



WARRIOR FITNESS

Introducing the Warrior Range, an exciting range of Outdoor Fitness Equipment where items can either be installed individually or form part of a trail or assault course.


Our Warrior Range provides challenging exercises for experienced users and also offers physical activity for beginners and the entire community. Perfect for encouraging exercise in public parks, the Warrior Range offers opportunities to improve and strengthen the upper and lower body and enhance co-ordination.

The Warrior Range is UK manufactured at our factory in Selby, North Yorkshire to the recommendations of EN16630 for permanently installed Outdoor Fitness Equipment.

Custom Colour options are also available upon request.




Warm Up Bench
[AF01] SS: 3m²



Hurdles
[AF08]



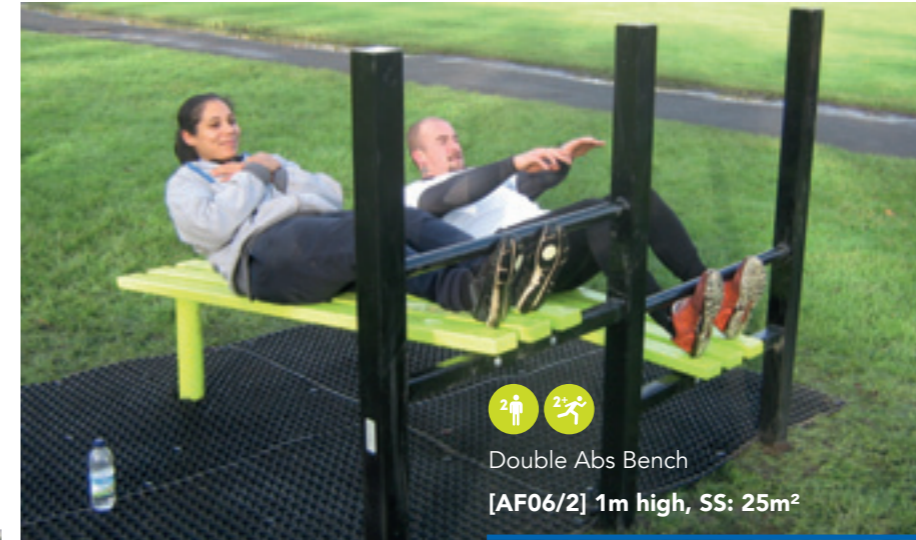
Inclined Hurdles
[AF09]



Stepping Stones
[AF10]



Parallel Bars
[AF03] SS: 20m²



Double Abs Bench
[AF06/2] 1m high, SS: 25m²



Step and Jump
[AF11] SS: 12m²



A Frame Climber (chain scramble)
[AF04] SS: 23m²



Arm Ladder
[AF07] SS: 23m²



Triple Chin Up Bars
[AF05/3] SS: 30m²



Double Chin Up Bars
[AF05/2] SS: 24m²



(5 No.) Up & Over Beam
[AF12] SS: 12m²



Gate Climb
[AF16] SS: 26m²



Log Stack
[AF17] SS: 22m²



Sturdy Gravity Training Frame
[SDG010] SS: 16m²

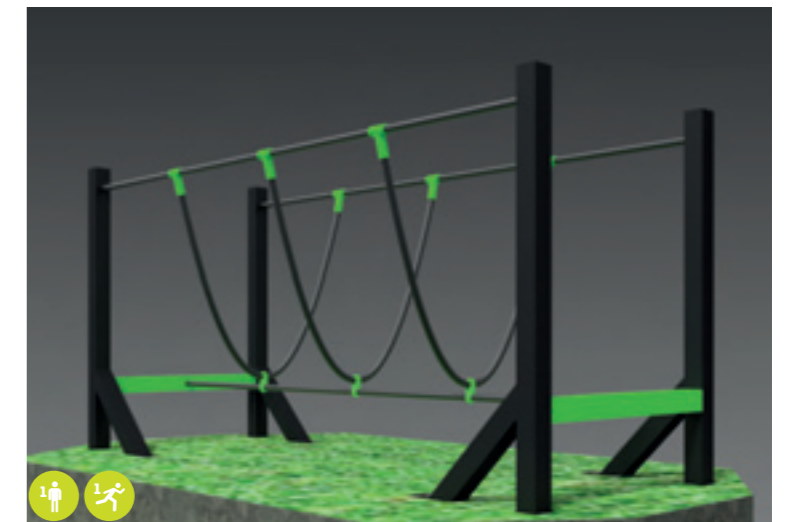
SITE SIGNAGE AVAILABLE



(4 No.) Swinging Steps
[AF18] SS: 12m²



(8 No.) Leap Frogs
[AF20]



Burma Bridge
[AF21] SS: 18m²

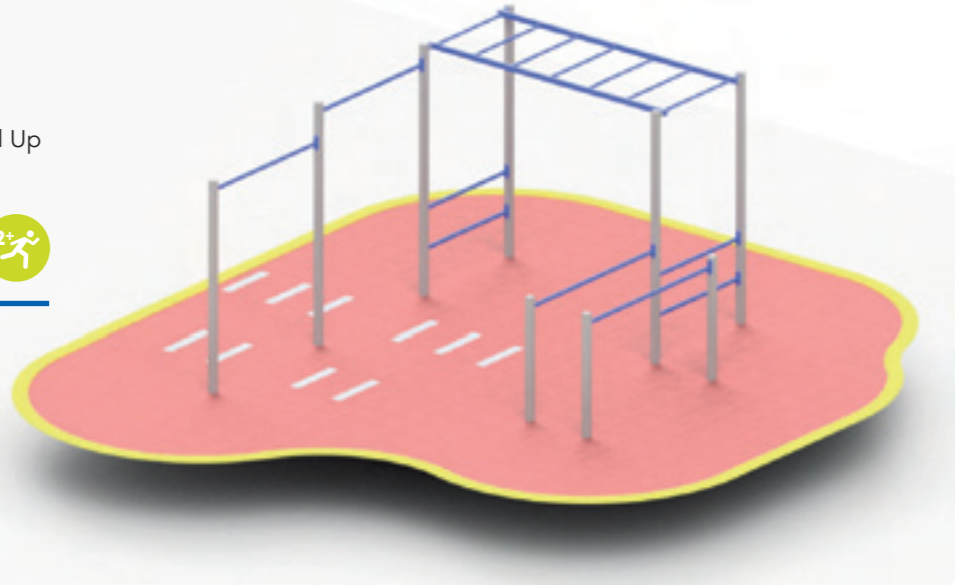
WARRIOR PODS

Within our Warrior Range we also offer our all new Warrior PODs, Calisthenic zones designed to cater for body weight training and increasing flexibility and strength. Perfect for group workouts such as circuit training or boot camps, our Warrior PODs offer something for everyone. This includes areas for suspension training, a form of resistance training that includes multiple bodyweight exercises. Our Warrior PODs are compact in design which reduces the surfacing and space requirements, we also offer a custom design service with our Warrior PODs!

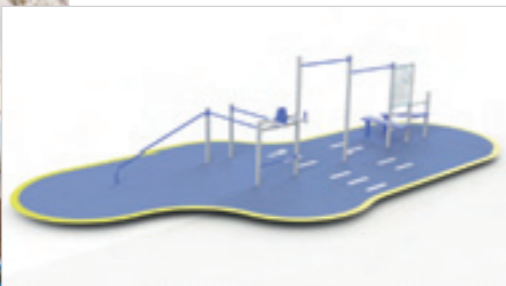
WARRIOR POD 1

Calisthenic zone, Includes: Parallel Bars, Suspension Training Area, Chin Up & Pull Up Area, Horizontal Ladder, Battle Ropes Connection Point.

[SDGPOD1] SS: 44m²



CUSTOM
COLOUR
YOUR
POD



WARRIOR POD 2

Calisthenic zone, Includes: Parallel Bars, Double Abs Bench, Suspension Training Area, Leg Lift Zone, Inclined Leap Bar, Chin Up & Pull Up Area, Battle Ropes Connection Point.

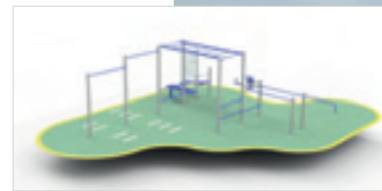
[SDGPOD2] SS: 55m²



WARRIOR POD 3

Calisthenic zone, Includes: Parallel Bars, Double Abs Bench, Suspension Training Area, Horizontal Ladder, Leg Lift Zone, Inclined Leap Bar, Chin Up & Pull Up Area, Battle Ropes Connection Point.

[SDGPOD3] SS: 58m²



ALL ITEMS WITHIN THE WARRIOR RANGE CAN BE CUSTOM COLOURED TO SUIT AND CAN BE MODIFIED TO SUIT SPECIFIC TRAINING AND EXERCISES



The Ultimate Calisthenics Zone
[ULT WARRIOR] SS: 113m²



THE ULTIMATE CALISTHENICS ZONE

This fantastic item of equipment allows for a large number of users to carry out Calisthenics training either as an individual or a group and is perfect for boot camps. Suitable for both the experienced user and beginners to perform a variety of exercises that benefit both muscular and cardiovascular fitness, in addition to improving psychomotor skills such as balance, agility and coordination.

WARRIOR ZONES

The Warrior Zones offer comprehensive training facilities suitable for individual or group training with opportunities for both cardio and strength training either in the form of an all in one training area or obstacle courses.

All Zones offer various challenges and tests in an exciting and creative way. All items proposed can be painted in colours of your choice, all items with possible foot contact are coated in a "Non-slip" paint. The Wetpour surfacing is enhanced with additional markings for suspension training areas along with warm up exercises.

Incorporated within our Zones are instruction and site signage which include QR Codes that link to demonstration videos via our YouTube channel.



WARRIOR TONEIT

Area Dimensions: 15m x 15m
 Total Area: 225m²
 Minimum No. of available exercises: 100
 Minimum total No. of Users: 26



WARRIOR TRAINIT

Area Dimensions: 11.8m x 14.6m
 Total Area: 175m²
 Minimum No. of available exercises: 75
 Minimum total No. of Users: 20



WARRIOR ACHIEVEIT

Area Dimensions: 20m x 21m (two lengths 5m width – two lengths 2.5m width)
 Total Area: 252m²
 Minimum No. of available exercises: 60
 Minimum total No. of Users: 30
 Obstacle courses provide areas where users are required to run, jump and climb while also testing balance, coordination and agility. This complete obstacle course is suitable for both individual and group workouts and can be completed as either one full loop from the designated start and finish points or as two smaller courses (Slalom Posts – Hurdles / Warm Up Bench – Gate Climb aimed to test a number of skill sets and improve agility and speed)

STEEL OUTDOOR FITNESS

All of our Outdoor Fitness Products have been individually tested to the TUV Standard (55012A:2010) and have been used in the market since 2004. Since that date over 50000 pieces have been supplied on more than 10000 sites in over 50 countries on 5 different continents.

What makes our product so popular?

- An Internal stopper system that eliminates finger and limb traps. This has the added benefit of preventing misuse of the stoppers and thus reducing the ongoing maintenance.
- Certification by the German national standards.
- A substantial ground anchor (tried and tested in extreme conditions) to prevent ground movement
- A choice of colours to suit all environments
- Robust manufacture to reduce vandalism
- DDA range available
- An extensive range of units, many offering dual user and dual workouts on a single item and of course friendly, knowledgeable and efficient service as standard!

We carry an extensive stock of spare parts for the equipment which are usually available for dispatch within 7 days from our UK Head Office. We also offer support to our customers with equipment training via qualified Personal Trainers at open events, as well as training for the maintenance and upkeep of the equipment.



Air Walker

[SD120s]



Fitness Bike

[SD198]



Air Strider

[SD172]



3 User Combined System

[SD202]



Multi Traction

[SD260]



Combined Fitness Bike/
Stepper

[SD304a]




Leg Strengthener

[SD305s]



Waist & Chest System

[SD308]



Double Air Skier

[SD309]



Sit Up Board

[SD310]



Double Air Walker

[SD314]



Gym Trainer

[SD410]



Leg Stretcher & Air Skier

[SD905]



4 Function Combined System

[SDG200s]

FITNESS BUNDLES

The aim of the Streetscape bundles is to provide a selection of outdoor fitness products to fit most budgets and to achieve an all-round workout. Each bundle provides activities for:

- Lower body muscles – The Air Walker, Bike & Stepper, Air Skier, Leg & Arm Strengthener, Air Strider
- Core Muscles – Sit up Board, Multi Traction, Waist & Chest System
- Arms and upper body – Tai Chi Spinners, Multi Traction, Air Strider, Leg & Arm Strengthener

DDA items are covered in the light and high bundles with the inclusion of the Tai Chi Spinners and the Leg & Arm Strengthener.



Tai Chi Spinner
[SDD122s]



Leg & Arm Strengthener
[SDD306s]



Mini Bike
[SDJ178]



Mini Air Strider
[SDJ179]



Step, Swing & Spin
[SDJ202]



Waist & Chest Strengthening System
[SDJ203]

high bundle



[FIT-HB] - SD310 SIT-UP BOARD / SDD122S TAI CHI SPINNER (4) / SD260 MULTI-TRACTION / SDDS306S LEG & ARM / SD172 AIR STRIDER / SD304A FITNESSBIKE/ STEPPER

mid bundle



[FIT-MB] - SD308 WAIST & CHEST / SD304A FITNESSBIKE/STEPPER / SD309 AIR SKIER / SD120S AIR WALKER / SD310 SIT-UP BOARD

light bundle



[FIT-LB] - SD310 SIT-UP BOARD / SD260 MULTI-TRACTION / SD120S AIR WALKER / SDD122S TAI CHI SPINNER (4)

SENIOR FITNESS

The Senior fitness range is an entertainment concept that helps older people to lead a healthy life by doing outdoor exercise whilst they socialise. It is a social project that aims at improving their quality of life, which, due to its modular design, makes it an affordable investment both for public administrations and private centres.

We offer some very efficient pieces of apparatus, which are low-impact to prevent injury. They are designed to maintain and improve the range of motion in most of the joints in the body, along with leg strength, balance and gait. Coupled with their outdoor location, they not only provide entertainment but also allow people to improve their physical, mental and social well-being.



Wrist Work Station
[R7142]



Bench with Bike and Mentalcube
[R7174]



Double Hand Bike with Seat
[R7160]



Double Hand Bike (wheelchair access)
[R7160D]



Shoulder Wheel Station
[R7145D]



Board with Labyrinths
[R7122]

TIMBER FITNESS

All of our timber fitness products are manufactured from technologically advanced Safalog® (Pressure impregnated engineered strong laminated redwood timber beams).

Our adult fitness trail equipment is manufactured to the recommendations of EN16630 covering the manufacture, installation, inspection and maintenance of permanently installed, freely accessible outdoor fitness equipment. All our equipment is intended "For youths and adults taller than 1.4m".



Swinging Steps
[AT1]



Traversing Net
[AT2]



Balance Walk
[AT3]



Spiders Web
[AT4]



Commando Crossing
[AT5]



Krypton Net
[AT6]



Ape Crossing
[AT7]



Ladder Net Climb
[AT8]



8 Unit Leap Frog
[FC1a]



Arm Stretch
[FC2]



Swinging Steps
[FC4]



Gate Climb
[FC8]



1.8m Horizontal Ladder
[FC5]

2.6m Horizontal Ladder
[FC6]



Log Stack
[FC7]



Run & Leap
[FC9]



Over and Under Hurdles
[FC19]



Stride Jumps
[FC20]



Ladder Net Climb
[FC21]



Traversing Wall
[FC23]



Hurdles 5no
[FC24]



Parallel Bars
[FC25]



Basic Exercise Bench
[FC10]



Platform Sit Ups
[FC11]



Bench Sit Ups
[FC12]



Chin Ups
[FC13]



Net Climb
[FC15]



Balance Beams
[FC16]



Abs Bench
[FC14]



Balance Boards
[FC17]



Beam Lifts
[FC18]



Burma Bridge
[FC22]

CASE STUDY

THE CALISTHENICS BARS PARK

The Parish Council were approached by a group of "fitness enthusiasts" (Tom, Ash and friends) asking them to provide a facility for exercising outdoors. After seeing the Ultimate unit that had been installed at a local park, Tom was keen to have the same on his doorstep.

Receiving support from the local boxing and football clubs, who were both using a gym that was too small for the groups' needs, and with backing from the local County Councillor a grant was secured from the County Council and the land transferred over to the Parish Council.

With Parish Council support to maintain and inspect the facility, the project was given the green light. Tom and Ash are now recruiting new members for the Calisthenics Bars Park Club and are able to offer newly recruited members Streetscape sponsored t-shirts!



VIEW THIS SITE ON



SPORT

Mugas | Sportswall | MUSA | Table Tennis | BMX/Mountain Bike



MUGA

ARTIFICIAL GRASS

We supply UK manufactured needlepunch, woven and tufted surfaces, we offer our customers the best product for an individual project with surfaces that can last up to ten years – increasing revenue as well as usage.

When faced with a shortage of space or limited funds, multi use games areas (MUGA) comes into play. Many of our multi sports synthetic surfaces have been installed into schools, local authorities and sports clubs throughout the country and are an excellent choice when an organisation needs to get the most out of their facilities. We are able to offer a range of highly accredited sports and playing surfaces to suit a variety of different sports and applications. All surfaces are ISO9001 and ISO14001 accredited.

VIEW THIS SITE ON

You
Tube



MUGA

FENCING SPEC

Our 'Ball Force' products provide MUGA type play facilities, perimeter heights are mainly 3m at the sides with goal end heights up to 4m. The posts are 80mm x 40mm x 3000mm RHS at 2520mm centres with clamp securing system and panels are rebound type to 12500mm high. The wire used in the panels and subsequent powder coating finish conform to BS EN 10244-2 class D and BS EN 13438: 2005 and BS 1722-16: 2009 respectively. Standard colour is green RAL 6055 but other colours can be provided. The variations to the product are open/chicane type entrances or enclosed lockable gate, vehicular gates for maintenance. Ball Force is strong yet flexible and it is possible to "Bespoke" the components to suit most applications, changes in level can also be accommodated. The systems offer enclosed, gated provision or chicane type entrances.

FEATURES :

- Compliant to BS 1722 Pt. 14
- Perfectly designed for ball rebound
- M8 Security fixings
- Full rebound configuration available
- Optional noise reducing washers

Spectator Rail

Our Spectator Rail has a double wire mesh infill and tubular top rail. The mesh panel is capped off with a plastic sleeve that encapsulates the top of the mesh, protecting players and spectators from any sharp edges that may protrude from the mesh panel.

FEATURES :

- Perfectly designed for ball rebound
- 66 x 50 or 200 x 50 mesh choice
- M8 Security fixings
- Full length clamp bar
- Tubular top rail

UK
MANUFACTURE

MUGA

TARMAC

Tarmac is a robust and economical sports surface that requires little maintenance compared to grass or other synthetic surfaces. A tarmac finish is ideal for tennis, netball, basketball and football.

A coloured coating can be applied to this type of surface to provide an improved grip and a more attractive design.



MUGA

TIMBER FENCING

Our Timber Multi Use Games Areas utilise C24 treated timbers and offer the perfect solution for a natural or rural location. Available in a range of sizes, with standard perimeter heights up to 3m, all panels are complete with structural steel ground supports and components.

The goals ends are constructed using structural steel with a net back wall and can be open sided or enclosed. Our standard colour for all steel components is green RAL 6055 but other colour options are available.

Timber MUGAs can also be configured to suit any location or budget with variations including open/chicane type entrances or enclosed lockable gates, variety of goal ends depending on sport, 90° or angled corners and the inclusion of target panels.

**UK
MANUFACTURE**

MUSA

Our multi-use sports areas (MUSA) have a great attraction whether you want to play Football, Basketball, Cricket, Soft Tennis, Table Tennis, Netball, Teqball or give yourself a complete body workout using the Warrior Fitness equipment or the Warrior PODs.

Bronze MUSA
BRONZE



Silver MUSA
SILVER



Our MUSAs can be designed to accommodate upwards of 40 users at any one time to suit all ages and abilities. Incorporating a synthetic carpet provides a forgiving playing area and the addition of colour adds to the whole feel of the MUSA.

Our MUSAs can also be designed bespoke to suit any budget and area using our free design service.

Gold MUSA
GOLD



SPORTSWALLS

Our range of Sports Walls have been designed for various sports, including football, basketball, hockey, cricket and tennis in areas such as parks and schools.

Manufactured from heavy duty rebound wall fencing and circular hollow posts, we can provide a low maintenance, durable sports system in a variety of colour options to suit your requirement.



Hillsborough
[MS02]



Hampden
[MS03]



Ibrox
[MS04]



Bramall
[BR831]



Ayresome
[SS-AYRE]



Highfield
[SP01]



Target Wall
[SPO]



Combi Goal
[SP10]



Ball Chute
[SSBC]

TEQBALL

Teqball is a new and innovative piece of sports equipment and a new sport based on football. Teqball is a training tool for both professionals and amateurs to develop their technical, concentration skills, and stamina.

Simple to play, Teqball is the cleanest type of football. There is no physical contact between the players and according to the official rules of the sport, it is forbidden to touch the equipment. As a consequence, the risk of injury is very low.

It helps you play more confident and develop quicker decision making. It helps you to improve your decisive 'first touch' moves and eventually grow you into a more confident, spectacular, and skilled player. Teqball can be played by 2, 4 or more players.



Teqball Table
[TOB-1]

STEEL TABLE -TABLE TENNIS

Our Table Tennis Tables are extremely robust (4mm galvanised sheet steel, 8mm aluminium net, total weight 200kg/table) that does not weather. The tables are extremely durable and can be optically reconditioned any time by re-painting or touching up (scratches, graffiti, etc).

We also offer a labelling service where we can add your own logo without charge before applying the clear coating. You will also find us on the ETTA suggested suppliers list.



Steel Table Tennis Table - Complete with rounded corners
[ST-TTT]

CONCRETE TABLE -TABLE TENNIS

ETTA Size.

UK Manufactured and guaranteed for 5 years.

Various colour options available.

Fast and easy installation.

Galvanised Steel Net.



Concrete Table Tennis Table -
Complete with steel net

[CN-TTT]

CASE STUDY

SPITAL PARK

Spital Park boasts local football and rugby clubs along with a children's play area and a skate park.

The Parish Council are always looking to enhance the facilities to appeal to a wider base within the community.

In 2015 with the help of the National Lottery the Parish Council were able to provide some excellent new facilities at Spital Park. A Multi Use Games Area (20mx12m) was added along with Street Snooker. This enables the users to play football, basketball and 'snooker' on a hard stand area all year round. The facilities also include a footpath leading from the existing car park. Five items of Outdoor Fitness Equipment give the community an opportunity to exercise outdoors for free. The items chosen allow all abilities the chance to have an all-round body workout.

The Parish Council also took the opportunity to add a 'zip wire' as they felt the existing play area didn't offer enough for the older children. And the Parish Council haven't stopped there; after testing Teqball, a brand new product at their ever popular Party in the Park event, the FIRST EVER TEQBALL TABLE IN A UK PUBLIC PARK has been installed at the Spital.

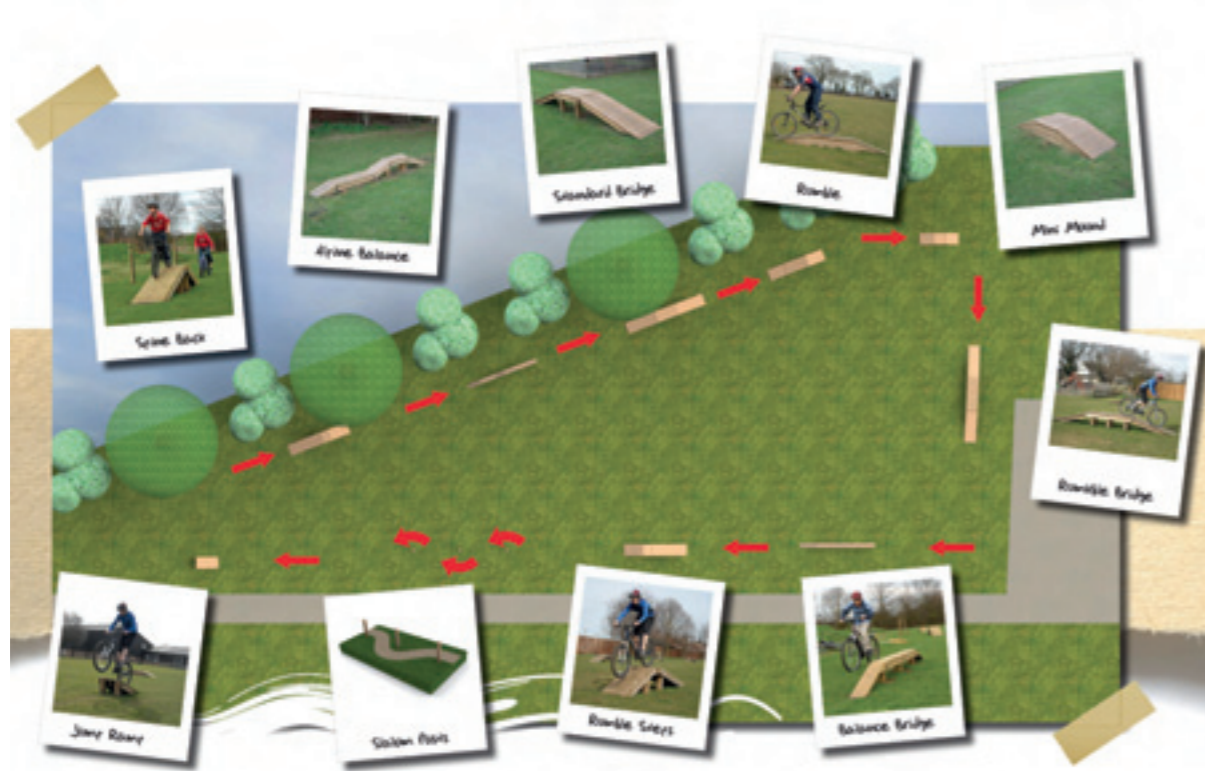
As the school holidays had already started the Parish Council were keen to get Teqball up and running asap. Teqball was installed within a week of the Councillors making their decision. As you would expect with such a progressive council, Teqball isn't the last item to be installed into the Spital.

There are 3 more pieces of fitness equipment including a Sturdy Gravity Training Frame which will allow users to replicate the TRX workouts popular in gyms. TRX promotes flexibility, strength and balance while using the users own body weight.




BMX / MOUNTAIN BIKE RAMPS


Our natural timber range of Mototrek obstacles offers an introduction to off road biking in your local park or recreation area which provides a challenging yet safe environment for cyclists, appealing to a wide range of age groups and skill levels. Mototrek circuits can be located onto a solid surface, for example an existing tarmac tennis court or into a grass site.




We have various BMX Tracks available to fit any space. Our tracks do not flood and are built to engineering standards that will last 20 years. We use stone sub bases to prevent mud and stone dust to surface our tracks. To reduce rainwater erosion and subsequent maintenance we recommend Bitmac surfaced berms and start hills.



Option 2



Option 4



Option 5

TEEN SHELTERS

Teen Shelters provide dedicated spaces for adolescents to socialize together in a safe environment, even during poor weather. Teen Shelters positioned near sporting activities are particularly popular.



2 Pod Teen Shelter
[PTS02]



3 Pod Teen Shelter
[PTS03]



4 Pod Teen Shelter
[PTS04]



5 Pod Teen Shelter
[PTS05]

INTERACTIVE

DJ POST SMARTPHONE AMPLIFIER



Turn the disc, keep turning! This generates energy. Put your phone on loudspeaker and put it under the hut. The DJ Post amplifies the sound from your Smartphone! No Bluetooth, no cables! The built-in tech picks up the sound of your Smartphone automatically. Settings include volume control and time restrictions if required.

DJ Post smartphone amplifier [DJP6]



GAMENETIC GAME CONSOLE

Keep working the foot pedal until the GameNetic tells you to stop. Now, "let the games begin!"

The GameNetic is a game console designed specifically for the public space. The pillar, provided with a foot pedal, two buttons and a display, is very safe and user-friendly. The score is obtained and determined by a clever combination of reaction time and the number of correct answers. This makes the GameNetic suitable for children within the age group of 6 to 12 years.

The constantly varying questions and tasks provide long-lasting fun. Speed, memory and numeracy skills are all covered. The combination of light and sound will make for an exciting experience.



GameNetic game console [GMNET]

AUDIONETIC



AudioNetic information centre [ADNET]

Great games that stimulate exercise and collaboration! By pumping the foot pedal children generate energy. Powered up? Press the push button and a selection of games will follow.

The AudioNetic randomly selects a game! All commands are focused on physical movement and interaction with games such as hopscotch, hide and seek, and tag included. There are also jokes and riddles included! With Professor Yellowsnow you will become aware of many interesting scientific facts. Move, listen, learn and have lots of fun!

GAMENETIC GAME CONSOLE

The ShotSpot is an interactive ball wall with 6 impact-sensitive panels and LED lighting. The ShotSpot comes with a variety of challenging games that motivate users to move, practice and improve their accuracy in a fun way. The colorful LED lighting and sounds give users feedback on their performance. There are 3 pre-programmed games, these are:

- MEMORY** – Collect 3 pairs by shooting the right color
- SHARPSHOOTER** – Hit the panel that lights up
- LIGHT FIGHT** – Whoever fills all panels with their color wins.

ShotSpot interactive target wall [SHSP]



CASE STUDY

THE DAILY MILE INITIATIVE

Thorner Community Primary School wanted to create a bespoke daily mile running track to encourage youngsters to be more active after it signed up to the Daily Mile Initiative. The project was officially opened by Olympic Triathlete Jonny Brownlee.

Headteacher Ian Holmes said: "We want to make the school an inspirational place not just for learning but for play as well. Giving the children this active lifestyle feeds back into their school work. As well as the fitness benefits it also improves their behaviour and concentration in lessons."

Pupils, parents and staff members took part in the official opening by running around the track in a three-hour relay carrying school mascot Ollie the Owl as part of nationwide charity event Sport Relief.

In addition to the running track, a fantastic Multi Use Games Area was completed the following year along with an Outdoor Classroom which provides the school with additional teaching space and allows children to learn outside.



- ♥ It takes place over just 15 minutes, with children averaging a mile each day.
- ♥ Helps to improve fitness and healthy weight.
- ♥ It encourages children to be aware of their health.
- ♥ It's fully inclusive; every child, whatever their circumstances, age or ability, succeeds at The Daily Mile.
- ♥ Children run outside in the fresh air – and the weather is a benefit, not a barrier.
- ♥ No training is needed for teachers.
- ♥ Children run in their uniforms so no kit or changing time is needed.
- ♥ It's social, non-competitive and fun.
- ♥ Children return to class ready to learn.

SAFETY SURFACING

WET POUR

This very popular system will provide a continuous surface for play area's.

Surfacing materials are mixed on site and laid wet, enabling the surface to be finished up to any playground equipment. The depth of rubber can be varied to suit the critical fall height of any piece of equipment.

Wetpour is available in a wide range of bright colours with graphics or line markings available if required. Importantly Wetpour is eco-friendly being manufactured from recycled tyres and can be laid onto either new or existing surfaces.



SAFAMAT

Safamat is a honeycomb matting which is easy to install, competitively priced and leaves a natural look allowing existing grass to grow through. It is ideal for installation below play or fitness equipment and can be used for high wearing walkways across grassed areas to protect against erosion.



- Absorbs shock and noise
- Critical fall heights tested by RAPRA of up to 3m
- Protects surface areas around equipment against wear and tear.
- Ideal for green field sites, disappears from view once grass has re-grown
- Can be used on flat or contoured landscapes
- Large openings of 2.5cm diameter allow liquid and debris to drain, keeping surface dry and clean.
- Tested to EN1177: 1998 Critical Fall Height



ARTIFICIAL GRASS

The best kind of safety surface is one that allows children to continue playing unobstructed, whilst still providing essential protection. We offer Artificial Grass surfaces for both Play and Sports areas with a wide range of bright colours with graphics available and line markings available if required for a Sports surface. Made in the UK and tested to BS EN 1177 standards, our play area surfaces are completed with Matchwinner Velour – a low maintenance, vandal resistant, sand dressed top surface that is available in a range of 14 bright colours which thanks to our laser cutting technology can be custom designed to create fun and educational shapes and patterns.



FIBREFALL

Our Rubber Fibrefall mulch is a hard wearing, all weather rubber surfacing constructed with resin bonded recycled material, and complies with BS EN 1177 standards. It provides a continuous surface and can be installed onto a wide range of substrates including turf, tarmac and concrete and benefits from requiring minimum baseworks and area preparation.



ACCESSORIES



Norton ALL Steel Bench, 1.5m long
[SNSB]



Norton ALL Steel Seat, 1.5m long
[SNSS]



Norton ALL Steel Picnic Table
[SNSPT]



Norton Steel & Timber Bench, 1.5m long
[SNTB]



Norton Steel & Timber Seat, 1.5mm long
[SNTS]



Norton Steel & Timber Picnic Table,
1.1m wide x 1.5m long [SNTP]



Timber Park Bench, 1.5m long
[TPB]



Sherwood Picnic Tables (8 Seats)
[SPT]



Chair single seat chair, steel framed,
timber slats [GVC]



Gabion Baskets
[XXX]



Sheffield Cycle Stands
[R3803]



Timber Open Top Slatted Bin
[WY56]



Timber Slatted Bin
[R3150]




Imperial Litter Bin, 90 litre
(Lid/Lock/Liner) [LBI]



Noble Litter Bin, (Lock/Liner)
[LBN]

FENCING AND GATES



Bowtop Fencing, 1m high Painted
[BTD10]

Bowtop Fencing, 1m high Galvanised
[BTG10]



Bowtop Fencing, 1.2m high Painted
[BTD10]

Bowtop Fencing, 1.2m high Galvanised
[BTG10]



Jubilee Playboat with Slide
[SPB190-2] SS: 60m²/FFH 1m



Kirkley Playboat with Slide
[SPB190] SS: 60m²/FFH 1m



ADDITIONAL SERVICES

CONSULTATION

Consultation is an important part of the process to deliver a successful project, and shows potential funding organisations that your proposal is well supported within your community.

With our experience we can advise the best and most appropriate routes to take and can help you plan a range of consultation activities such as holding open evenings at local schools or village halls, advertising on notice boards, creating questionnaires specific to your project and how to use social media to exchange information and gather opinion.

Good consultation not only helps secure potential funding, it also helps to increase the ownership of the project long term and reduce the chance of potential vandalism. The community will also appreciate the communication and will be able to see how decisions have been made with an understanding of the project.

As a family company we understand how each individual project is important. We have a hands on approach and our Area Sales Managers are always willing to attend meetings and take questions when required.

FUNDING

Sourcing funding for a project can be a tricky process however we are here to help, with our in house team constantly keeping up to date on the latest sources of funding available. There are lots of funding providers and grants available no matter how big or small your project may be.

We adopt a hands on approach that is a tested and trusted approach to fundraising with a proven record of success having helped a wide range of groups secure funding.

PARTS & ACCESSORIES

We carry an extensive stock of spare parts for both Play Equipment and our range of Outdoor Fitness and Sports Equipment, all of which are usually available for dispatch within 7 days or sooner if there is an urgent requirement.

We are able to offer full product support and are always available to offer advice regarding replacement parts and offer a full fitting service.

INSPECTION & MAINTENANCE

Systematic and regular maintenance will ensure that your Play Area and/or Sports Facilities are safe, and can help to identify any potential issues with your equipment.

We provide professional inspection and maintenance services for Play Areas and Sports Facilities covering all manufacturers equipment. Our fully trained Inspection Engineers will inspect playgrounds and produce written reports, Risk Assessments and DDA audits for customers.

Should you be looking to extend the life of your play area, we can carry out repairs and refurbishments on site. Most play and sports equipment has a design life of 10-15 years, with careful inspection and maintenance this can often be increased beyond.

INSTALLATION

The co-ordination of your installation will be overseen by one of our dedicated installation co-ordinators and the Area Manager who will provide accurate and timely details on how your order is progressing from start to finish.

Our fully trained Installation Teams ensure that your project will be installed to the relevant standards – working with comprehensive plans, instructions and site briefs and to the requirements of the Health and Safety at Work Act.

Your experience with Streetscape does not stop with the completion of the installation. To ensure your completed project stays in condition, we offer an inspection service whereby our fully trained Inspection Engineers will inspect facilities and produce written reports, Risk Assessments and DDA audits for customers.

SAFETY & GUARANTEES

We use the best materials and processes to ensure that our play equipment is strong, durable, and will be enjoyed for many years to come.

All of our play equipment is designed, manufactured and installed to meet European Safety Standards BS EN 1176, with our safety surfacing to BS EN 1177.

Our range of fitness equipment has been individually tested to the TUV Standard (55012A:2010) and is manufactured to the recommendations of EN16630. Used in the market since 2004, since that date over 50000 pieces have been supplied on more than 10000 sites in over 50 countries on 5 different continents.

-  Moving & Flexible Components – Guaranteed 1 Year against fair wear and tear.
-  Wet Pour Surfacing – Guaranteed 5 years against fair wear and tear.
-  Timber “Safalog” Products – Guaranteed 15 years against fair wear and tear.
-  Structural Steel Products – Guaranteed 25 years against fair wear and tear.

Construction Line Gold Member – Extended PQQ & SSIP recognised Health & Safety Accreditation



TERMS AND CONDITIONS

1. Limits of Contract: No binding contract is created until the issue of an Order Acknowledgement by Streetscape (Products & Services) Ltd and all prior correspondence or oral communications will be regarded as superseded.

2. Value Added Tax: The prices listed do not include VAT. This charge will be levied on all items where applicable at the current ruling rate.

3. Terms: All prices are subject to alteration or correction without notice and orders are accepted on the understanding that the price that will be charged is that quoted on acceptance of customer's order. This does not affect fixed-price contracts. Payment is due within 30 days following the date of invoice. Prices do not include installation costs.

4. Payment: Subject to the details in the quotation, payment may be requested at 30% with order, 40% prior to despatch and the remaining 30% on satisfactory completion.

5. Carriage – UK Mainland: Orders will be subject to a Carriage Charge of 10%, decreasing subject to order value stated in the quotation.

6. Availability: All goods offered are subject to availability.

7. Catalogue Descriptions: Great care is taken to ensure the product descriptions are clear and accurate. However, due to our policy of continual product improvement, some products may vary slightly from those described, and we reserve the right to alter the design and range of our equipment without notice.

8. Claims: Notification of damage or shortages must be made in writing to Streetscape (Products & Services) Ltd and the Carriers within THREE DAYS of receipt of the goods. Upon return of any defective goods to Streetscape (Products & Services) Ltd by the customer for goods delivered in a faulty condition must be returned within FOURTEEN DAYS of receipt by the customer. Non-delivery of whole or part of the goods must be notified within SEVEN DAYS of the invoice date.

9. Passing of Property: The goods remain the sole and absolute property of Streetscape (Products & Services) Ltd until the invoice for such goods is settled in full.

10. Streetscape (Products & Services) Ltd undertakes to replace goods supplied in a faulty condition or which are lost in transit as previous Clause 8.

11. The warranty is offered in substitution for any other warranties or representations expressed or implied that may otherwise form part of this contract.

12. Suitability: it is the Client's responsibility to the rightful owner and / or the lease owner of any land or structure and to ensure any attaching structure is of good sound structural quality and any costs of confirming same are borne by the Client. Streetscape do not accept any ramifications whatsoever should any form of building or drainage failure occur following the attachment of a product to an existing or new structure.

13. Water & Power – we require both running water and a 240 volt power supply being available throughout the installation.

14. Existing Services – It is the Clients responsibility to confirm the location of all existing services both above and below ground prior to commencement of work, no responsibility will be accepted for any damage to any existing services.

15. Welfare of Site Operatives – We have not costed for any additional welfare services and we have assumed our staff will be allowed to use existing on site facilities at all times during the installation.

16. Except for any liability which it may incur for death or personal injury resulting from negligence the Company shall not be liable in any manner whatsoever whether loss, damage or injury howsoever caused which may arise out of or in connection with the supply of goods to the customer.

17. Nothing in these conditions shall affect the statutory rights of a customer who in relation to Streetscape (Products & Services) Ltd deals as a consumer as defined in Section 12 of the Unfair Contract Terms Act 1977, or any amendment or modification thereof.

18. This contract shall be construed in accordance with English law and shall be subject to the jurisdiction of the English Courts.





 **streetscape**
products & services Ltd.

**RALEIGH WORKS
VIVARS WAY
CANAL ROAD, SELBY
NORTH YORKSHIRE
YO8 8BE**

**TEL: 01757 706607
EMAIL: INFO@STREETSCAPE-PRODUCTS.CO.UK
WWW.STREETSCAPE-PRODUCTS.CO.UK
WWW.OUTDOORFITNESSPRODUCTS.CO.UK**

